



Photo Challenge



Photo Challenge



“ The Photo Challenge will take you on a sightseeing tour over the campsite. Keep your eyes open and your camera ready – this tour will take you along the most memorable sites of BP’s Permanent Mini Jamboree. ”

Aims

Learn more by exploring the campsite of the Permanent Mini Jamboree, with a group or just by yourself!

Objectives

Discover more about the World Scout Centre as you follow this challenge around our Scouting home. If you are doing the photo challenge with your group, we invite you to take your own pictures. This is an ideal activity at the beginning of your stay to discover KISC and have fun in the process of discovering BP's dream.

Equipment List

- This booklet
- A camera or smart phone
- A marker pen to write your answers
- Comfortable walking shoes
- Clothing appropriate for the weather



If you cannot find any of the pictures, ask the Solutions Booklet in reception



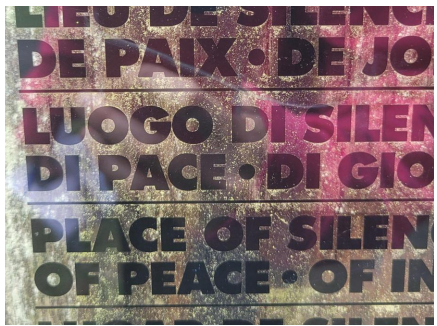
Kandersteg
International
Scout Centre

Before crossing the Kander, what long building is on the right? **25**

26 After crossing the Kander, what tall building is on the left?

Good job, you made it!





22 This is a place of silence... You can find this sign going to...



23

The representation of the world...



24 How long does a hike to First take?

Time to go!

The challenge starts the moment you walk out of the door, so remember to be alert at all times!

You can fill your water bottle with the freshest mountain water here... 1



2

An old wooden building, originally used for the Lötschberg tunnel workers. Part of it is brand new!

3 A lot of information can be found here.






4 This is the flag of Kandersteg.
Which animal is on it?



19 Are you thirsty?

Where do you find this eagle? 20



5 Have you spotted this construction... where is it?



21



Where can you find this Fleur de Lis? It is in a hill..

Welcome to the Main Campsite at KISC!



What kind of flower is this? Can you pronounce its name in German and in English?

17

6



A place that honors International Friendship

In front of what campsite you can find this sign?

18

On which object can you find this? Pay attention to doors and gates



8

Bring your rubbish to this place and sort out your recycling properly :)



14

Can you see the hut behind the sign?



Can you find this sign in the Campsite? How do you get there?

15



9

What's the name of the shelter next to this stone?



16



Protected area...



12

Where is this big metal dish? What is it for?



10

What is this very hot place?



13




Another shelter in the depths of the campsite... Can you name it?



11

BP's...?

Legend

-  Campsite Office
-  Shared Shelters
-  Sauna
-  Chapel
-  Wood Compound
-  Recycling Centre
-  B.P. Circus
-  Smaller Campfire Circles
-  Main Campfire Circle

Road Signs

-  Street
-  Path
-  Main Path
-  Campsites
-  Buildings
-  Kander River
-  Railway
-  Nature Reserve (Fillfale)
-  Water Tap
-  Emergency Assembly Point



World Scout Regions

-  Africa
-  Asia - Pacific
-  Europe
-  Arab
-  Eurasia
-  Interamerica

